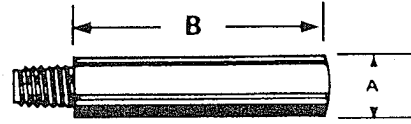
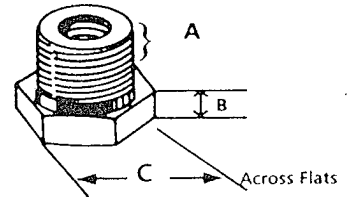


ZINC PENCILS



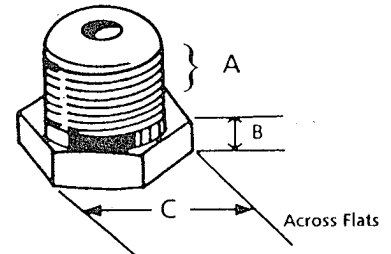
Part No.	PENCIL DIMENSIONS			Anode Thread	Plug NPT Size
	in.	A mm.	B Effective Length		
P-375	.375	9.5	Available in 1/2 inch increments from 1" to 6"	3/8-16 NC	1/4"
P-500	.500	12.7		3/8-16 NC	3/8"
P-625	.625	15.9		3/8-16 NC	1/2"
P-750	.750	19.1		5/8-11 NC	3/4"
P-1050	1.050	26.7		3/4-10 NC	1"
P-840	.840	21.3		1/2-14 NPT	1"

TYPE ZRN BRASS RETAINING PLUGS



Part No.	PLUG DIMENSIONS					Internal Thread	Use with Pencil
	A (NPT Size)	in.	B mm.	in.	C mm.		
PP-250-B	1/4"	.250	6.6	.562	14.3	3/8-16 NC	P-375
PP-375-B	3/8"	.250	6.6	.690	17.5	3/8-16 NC	P-500
PP-500-B	1/2"	.250	6.6	.875	22.2	3/8-16 NC	P-625
PP-750-B	3/4"	.312	7.9	1.062	26.9	5/8-11 NC	P-750
PP-1000-B	1"	.500	12.7	1.50	38.1	3/4-10 NC	P-1050
PP-1250-B	1 1/4"	.375	9.5	1.750	44.6	3/4-10 NC	P-1050

TYPE ZDT BRASS RETAINING PLUGS



Part No.	Federal Stock Number	PLUG DIMENSIONS					Internal Thread
		A (NPT Size)	in.	B mm.	in.	C mm.	
SP-250	-	1/4"	.250	6.3	.562	14.2	10-24
SP-375	-	3/8"	.3125	7.9	.75	19.1	10-24
SP-500	5340-527-0929	1/2"	.250	6.3	.875	22.2	10-24
SP-750	5340-527-0896	3/4"	.375	9.5	1.25	31.8	10-24
SP-1000	5340-527-0897	1"	.500	12.7	1.50	38.1	10-24