

# CATHODIC Protection



**DE NORA ELETTRODI NETWORK**  
GRUPPO DE NORA

ELTECH Gruppo De Nora  
100 Seventh Avenue  
Chardon, OH 44024 USA  
ph: [440] 285-0300

[www.lidaproducts.com](http://www.lidaproducts.com)

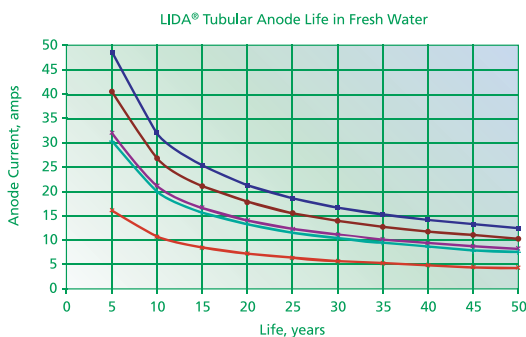
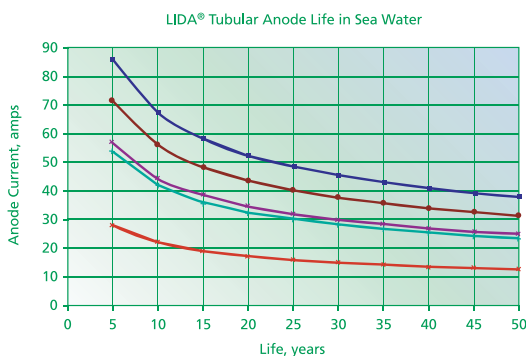
**Protech Business Unit**

## LIDA® Tubular Anodes



LIDA® Tubular Anode

### Maximum Current for LIDA® Tubular Anodes (life in years)



- 2.5 x 50
- 2.5 x 100
- 2.5 x 100 XXL
- 3.1 x 76
- 3.1 x 122

### LIDA® tubular anodes are

titanium tubes with a mixed metal oxide coating. The mixed metal oxide is a crystalline, electrically-conductive coating that activates the titanium and enables it to function as an anode.

**The mixed metal** oxide anode has an extremely low consumption rate, measured in terms of milligrams per ampere-year. As a result of this low consumption rate, the tubular dimensions remain nearly constant during the life of the anode — providing a consistently low resistance anode.

**Whether operating in soil,** freshwater, mud, or seawater, LIDA® mixed metal oxide coatings demonstrate very high chemical stability — even in environments with very low pH values. Unlike other impressed current anodes, the LIDA® coatings are not affected by the generation of chlorine.

### APPLICATIONS

- Groundbeds
  - Deep
  - Shallow Vertical
  - Horizontal
  - Open Hole
- Marine
  - Sea Water
  - Brackish Water
  - Mud
- Fresh Water

### FEATURES

- Multi-anode conductor
- Lightweight / durable
- High current output
- Patented crimp connections
- Dimensionally stable

### BENEFITS

- Dramatically reduces cable costs
- Reduces handling and installation costs
- Lower cost per amp-hr
- Guaranteed electrical contact and moisture seal integrity
- Consistently low resistance anode

### Dimensions:

Anode	Diameter		Length		Weight		Surface Area	
	cm	inches	cm	inches	kg	lbs	m2	ft2
2.5 x 50	2.5	1.00	50	19.7	0.18	0.40	0.039	0.42
2.5 x 100	2.5	1.00	100	39.4	0.35	0.77	0.079	0.84
3.1 x 76	3.1	1.25	76	30	0.30	0.67	0.076	0.82
3.1 x 122	3.1	1.25	122	48	0.49	1.07	0.122	1.31

LIDA® tubular 2.5 x 100 XXL are designed for extended life operation.

Please contact us when operation is expected in waters below 5° C.

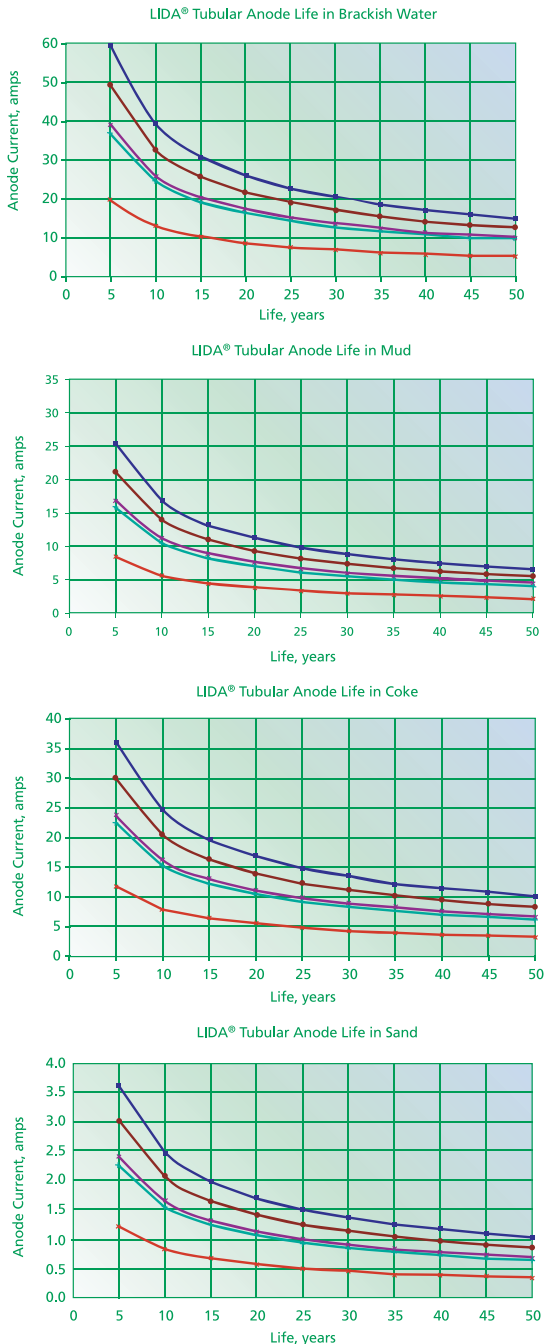


**DE NORA ELETTRODI NETWORK**  
GRUPPO DE NORA

# CATHODIC Protection

## LIDA® Tubular Anodes

### Maximum Current for LIDA® Tubular Anodes (life in years)



A LIDA® "anode string" is comprised of electrical cable threaded through one or more tubular anodes. Electrical connection between the anode and cable is via a patented, mechanical crimping process. The crimp connection is likewise utilized to seal the anode around the cable at both ends.

Since only a single cable lead protrudes from the hole, the junction box is eliminated when using a LIDA® string — reducing the cost of materials and labor. String assemblies are also available in a looped configuration with two tails, or as multiple, staggered strings for system redundancy and maximum current distribution throughout the groundbed.

De Nora Elettrodi Network recommends the use of quality, conductive, carbonaceous backfill, a vent pipe and Ventralizers™, suitable cable, good design practices, and understanding. Please contact us or our approved distributors for advice.

### ADVANTAGES

**LIDA® Crimp** — Many impressed current anodes are connected to the cable with resin-based seals, which may develop cracks or lose adhesion to the cable or the anode. Moisture penetration also may occur, resulting in loss of electrical contact.

LIDA® anodes are connected with a special crimping process which improves the life of the tubular anode system.

On the surface, the crimp on the ends and in the middle appears the same. Yet they serve different purposes and are made differently. The center crimp makes electrical contact with the cable while the end crimps form a moisture-resistant seal.

Electrical connection between the tubular anode and the power cable wire is achieved by sliding the tube onto the cable and crimping a section of the tube at mid-length around a stripped portion of the cable.

Both ends of the tubular anode are sealed over the insulated cable by applying 50 tons of hydraulic pressure. This crimping process eliminates the need for mastic or resin sealants.

**Reliability** — In choosing the LIDA® tubular anode, you have selected the most durable and reliable product in the industry for your cathodic protection needs. LIDA® tubular anode strings are backed by a five-year, no hassle warranty.

Design, assembly and installation factors have been carefully considered so that your time and costs are minimized as much as possible.

**Ease Of Installation** — The LIDA® anode-cable assemblies are easy to handle, transport and install because of their unique flexibility. It makes your on-site job easier as well.

*In chloride rich soils or muds, a suitable chlorine resistant cable must be used with the anodes. Please contact us when operation is expected in waters below 5° C.*



ELTECH Gruppo De Nora, 100 Seventh Avenue, Chardon, OH 44024 ph: [440] 285-0300 www.lidaproducts.com

LIDA® is a U.S. registered trademark of ELTECH Systems Corporation. LIDA® is a registered trademark worldwide of Oronzio de Nora SA licensed exclusively to the De Nora Elettrodi Network. Ventralizer™ is a trademark of ELTECH Systems Corporation.

All information, recommendations and suggestions appearing herein concerning the use of our products are based upon tests and data believed to be reliable. However, it is the user's responsibility to determine the suitability for his own use of the products described herein. Since the actual use by others is beyond our control, no guarantee, expressed or implied, is made by De Nora Elettrodi Network Companies as to the effects of such use or the results to be obtained, nor does De Nora Elettrodi Network Companies assume any liability arising out of the use by others of the products referred to herein. In addition, the information herein is not to be construed as absolutely complete since additional information may be necessary or desirable when particular circumstances exist or because of applicable laws or government regulations. Nothing herein contained is to be construed as a recommendation to infringe any patent.